



Accessing Parent Portals: Infinite Campus and Schoology

Important student information is found in both Infinite Campus and Schoology. These resources are called Parent Portals. For most parents, accounts were created when your child(ren) enrolled in Robbinsdale Area Schools. In order for you to access Parent Portals, the school district needs a current email address on file.

Call or email Gretchen Cleveland (gretchen_cleveland@rdale.org, 763-504-8060) if you have any questions about your Parent Portal accounts.

Infinite Campus

This portal is used for attendance, transcripts (final course grades and credits), transportation, health, and behavior information.

There are two ways to access Infinite Campus. One way is to visit <http://campus.rdale.org> and login with your Parent Portal username and password. Alternatively, use the mobile app as described below.


Mobile App

Infinite Campus Mobile Portal is an app available for smartphones and tablets. It does not have all the features of the website. It is best for attendance and schedule information.

When you first use the app, you need to search for 'Robbinsdale' and select 'Minnesota' as your state. Then click 'Robbinsdale >' on the screen shown at right. Next, enter your Parent Portal username and password. You will not need to input your login information each time that you use the app.

The Attendance and Schedule sections provide useful information. Please disregard the other links as Schoology is used for assignments and daily grades.

You can set up attendance text notifications in the Settings area of the app.

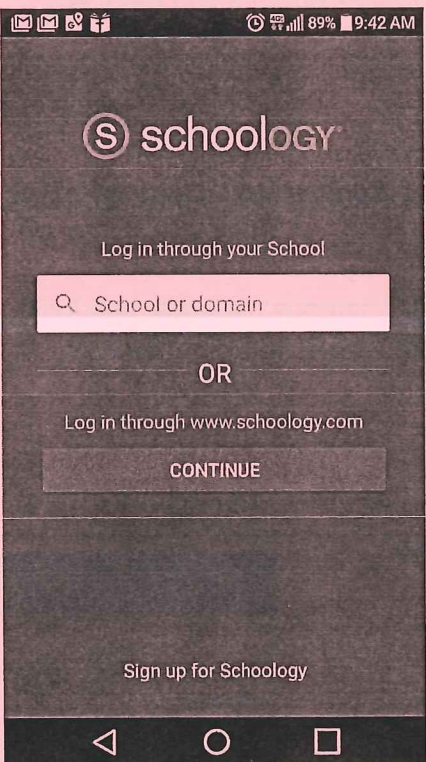

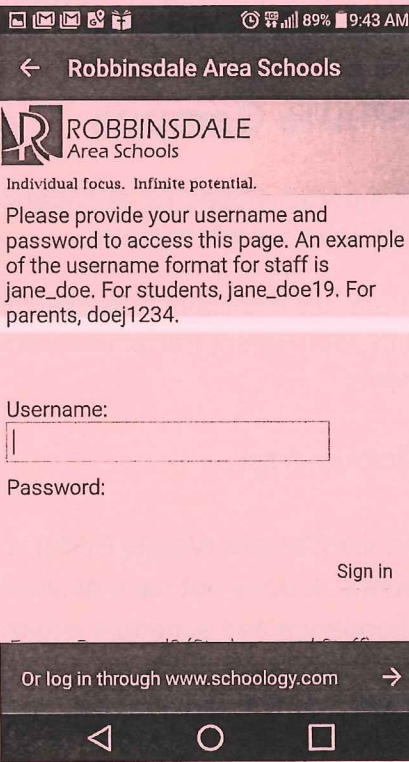


Schoology

This portal is used for assignments, classroom updates, and some calendar events. Secondary students access grades here. This short set of videos will help you get started: <http://goo.gl/jYLHVt>

There are two ways to access Schoology. One way is to visit <http://learn.rdale.org> and login with your Parent Portal username and password. Alternatively, use the mobile app as described below.

Mobile App

| | | |
|---------------------------------------------------------------------------------------------------------------------|---------------------------------------------------------------------------------------------------------------------------------------------------|------------------------------------------------------------------------------------------------------------------------------------------------------|
|  |  |  |
| <p>Install the Schoology app on your smartphone or tablet. Open the app and click in the 'School or domain' box</p> | <p>Type <i>learn.rdale.org</i> or <i>Robbinsdale Area Schools</i>. Tap the 'Robbinsdale Area Schools' option with the green dot on the right.</p> | <p>You will see the district logo displayed along with boxes for your username and password. Type your credentials and tap the 'Sign in' button.</p> |

Guardians with a current email address on file with Robbinsdale Area Schools should automatically receive a weekly email summary. This can be customized when you login. Schoology use increases as students move from elementary through high school. Please ask your child's teachers if you have questions about information that you see in Schoology.